

Swarthmore College

## Works

---

Physics & Astronomy Faculty Works

Physics & Astronomy

---

8-1-2019

### Recent Developments Of MCViNE And Its Applications At SNS

J. Y. Y. Lin

F. Islam

G. Sala

*See next page for additional authors*

Follow this and additional works at: <https://works.swarthmore.edu/fac-physics>



Part of the [Physics Commons](#)

Let us know how access to these works benefits you

---

#### Recommended Citation

J. Y. Y. Lin et al. (2019). "Recent Developments Of MCViNE And Its Applications At SNS". *Journal Of Physics Communications*. Volume 3, Issue 8. DOI: 10.1088/2399-6528/ab3622  
<https://works.swarthmore.edu/fac-physics/518>



This work is licensed under a [Creative Commons Attribution 3.0 License](#).

This work is brought to you for free by Swarthmore College Libraries' Works. It has been accepted for inclusion in Physics & Astronomy Faculty Works by an authorized administrator of Works. For more information, please contact [myworks@swarthmore.edu](mailto:myworks@swarthmore.edu).

---

**Authors**

J. Y. Y. Lin, F. Islam, G. Sala, I. Lumsden, Hillary L. Smith, M. Doucet, M. B. Stone, D. L. Abernathy, G. Ehlers, J. F. Ankner, and G. E. Granroth



PAPER • OPEN ACCESS

## Recent developments of MCViNE and its applications at SNS

To cite this article: Jiao Y Y Lin *et al* 2019 *J. Phys. Commun.* **3** 085005

View the [article online](#) for updates and enhancements.

You may also like

- [DISCOVERY OF A SIGNIFICANT MAGNETIC CATAclySMIC VARIABLE POPULATION IN THE LIMITING WINDOW](#)  
JaeSub Hong, Maureen van den Berg, Jonathan E. Grindlay et al.
- [Local properties and global structure of McVittie spacetimes with non-flat Friedmann–Lemaître–Robertson–Walker backgrounds](#)  
Brien C Nolan
- [Clinical potential of pupillary light reflex and heart rate variability parameters as biomarkers for assessing pain relief effects on autonomic function: a prospective longitudinal study](#)  
Masaaki Ishikawa



## PAPER

## Recent developments of MCViNE and its applications at SNS

## OPEN ACCESS

RECEIVED  
29 May 2019REVISED  
13 July 2019ACCEPTED FOR PUBLICATION  
26 July 2019PUBLISHED  
12 August 2019

Original content from this work may be used under the terms of the [Creative Commons Attribution 3.0 licence](https://creativecommons.org/licenses/by/4.0/).

Any further distribution of this work must maintain attribution to the author(s) and the title of the work, journal citation and DOI.

Jiao Y Y Lin<sup>1</sup> , Fahima Islam<sup>1</sup>, Gabriele Sala<sup>1</sup>, Ian Lumsden<sup>2</sup>, Hillary Smith<sup>3</sup>, Mathieu Doucet<sup>1</sup> , Matthew B Stone<sup>1</sup>, Douglas L Abernathy<sup>1</sup>, Georg Ehlers<sup>4</sup>, John F Ankner<sup>1</sup> and Garrett E Granroth<sup>1</sup><sup>1</sup> Neutron Scattering Division, Oak Ridge National Laboratory, Oak Ridge, Tennessee 37831, United States of America<sup>2</sup> University of Tennessee, Knoxville, TN 37996, United States of America<sup>3</sup> Swarthmore College, Swarthmore, PA 19081, United States of America<sup>4</sup> Neutron Technologies Division, Oak Ridge National Laboratory, Oak Ridge, Tennessee 37831, United States of AmericaE-mail: [linjiao@ornl.gov](mailto:linjiao@ornl.gov) and [granrothge@ornl.gov](mailto:granrothge@ornl.gov)**Keywords:** neutron scattering, virtual experiment, Monte Carlo simulation, ray-tracing, diffractometer, reflectometer, inelastic spectrometer**Abstract**

MCViNE is an open source, object-oriented Monte Carlo neutron ray-tracing simulation software package. Its design allows for flexible, hierarchical representations of sophisticated instrument components such as detector systems, and samples with a variety of shapes and scattering kernels. Recently this flexible design has enabled several applications of MCViNE simulations at the Spallation Neutron Source (SNS) at Oak Ridge National Lab, including assisting design of neutron instruments at the second target station and design of novel sample environments, as well as studying effects of instrument resolution and multiple scattering. Here we provide an overview of the recent developments and new features of MCViNE since its initial introduction (Jiao *et al* 2016 *Nucl. Instrum. Methods Phys. Res., Sect. A* **810**, 86–99), and some example applications.

**1. Introduction**

Several general-purpose Monte Carlo (MC) neutron ray-tracing simulation packages were developed and optimized in the 1990s to help design neutron instruments, including McStas [2], Vitess [3], and IDEAS [4]. These MC software packages simulate a neutron instrument by tracing neutrons through a linear chain of neutron optical components. This linear approach greatly improved the computational efficiency and also simplified the coding of extensions and revisions for these codes, and allows them (especially McStas) to make significant impacts for neutron instrument design. Development of the MCViNE [1] (Monte Carlo Virtual Neutron Experiment) software package was started a decade ago, as it was difficult with the traditional neutron ray-tracing packages such as McStas to include complex, realistic samples and sample environments in ray-tracing simulations. From the beginning, the design goal for MCViNE was to allow for virtual neutron experiments with realistic samples. The focus was on the flexibility of handling complex sample shapes, and being extensible to a rich variety of neutron scattering kernels of materials. Since the introduction of the MCViNE software package [1], it has found a wide range of applications at the Spallation Neutron Source (SNS) at ORNL.

MCViNE simulations of powder and single crystal samples measured at direct-geometry TOF spectrometers (DGS) have shown excellent agreement with experimental datasets, including signals from vibrational and magnetic origins [1] as well as signals from multiple-scattering [5]. The predictive power of MCViNE makes it useful in designing new instruments. MCViNE was used to simulate the CHESSE instrument, a new DGS instrument planned for the Second Target Station (STS) at SNS that takes full advantage of high-brightness of STS moderators and is especially suitable for small samples [6]. The simulations allows the designers to optimize the design for the guide and the detector system, and make reasonable comparisons to the CNCS instrument at SNS.

DGS instruments are essential tools for observing excitations in materials. The signatures of the excitations (e.g. dispersions), however, are broadened by an instrument resolution function that may be asymmetric and

varies with energy and momentum transfers. The first step to overcome this challenge is to obtain the resolution function accurately. Monte Carlo neutron ray-tracing can take into account the details of instrument beam formation, the effects of the sample shape and scattering/absorption cross sections, and the detector geometry. Therefore, MCViNE can be used to accurately model the resolution function [7, 8]. MCViNE simulations were also performed to study the effects of instrument broadening on measured data. For example, detailed MCViNE simulations of powder  $^4\text{He}$  data measured at ARCS [9, 10] and single crystal spin-wave data for  $\text{V}_2\text{O}_3$  measured at SEQUOIA [11] were used to examine and confirm the material and resolution models.

MCViNE applications are not limited to direct-geometry spectrometers. MCViNE simulations are being used in design of 3D-printed collimators for the SNAP beamline, a diffractometer at SNS [12]. MCViNE is also used in simulating QIKR, a future reflectometer at STS.

## 2. Software improvements and new features

### 2.1. Software infrastructure

MCViNE has undergone major improvements in software infrastructure. Many cloud-based tools are now available at no cost to scientific programmers, thanks to relevant tools and services becoming available in the open source software community in recent years.

The source code of MCViNE was migrated from [subversion](#) to [github](#), and the source repositories are now hosted at <http://github.com/mcvinet> to make the code easier to access by any interested parties. The build system for MCViNE was changed from a custom build system to [CMake](#), an open-source, cross-platform build/test toolset that is often used to build large C++ projects, including Mantid [13]. The automatic building and testing of MCViNE are now facilitated by [travis CI](#), where tests are regularly run as guards against unexpected changes to MCViNE functionality. The packaging of MCViNE is now done by using [conda](#), an open source package management system, and the releases for MCViNE packages are now hosted at <https://anaconda.org/mcvinet>.

During the transition of the source repositories, the MCViNE dependencies, which were created in the [DANSE project](#), were also migrated from subversion to git, and are now hosted at the github site for DANSE inelastic software repositories at <https://github.com/danse-inelastic>. The core of the MCViNE package, including all C++ code and the core python packages, are hosted at <https://github.com/mcvinet/mcvinet>. Additional MCViNE sub-packages exist. For example, [mcvinet.instruments](#) provides pre-built instrument simulation applications, mostly for SNS instruments; [mantid2mcvinet](#) provides a bridge between MCViNE simulations and Mantid. MCViNE core and additional sub-packages can be installed all at once in a modern Linux system by using the conda meta-package named 'mcvinet' after the relevant conda channels are added<sup>5</sup>.

---

```
$conda install mcvinet
```

---

New features were introduced to make it easier for users to setup and run MCViNE simulations, including a simplified python scripting interface (2.2), using jupyter notebooks to record simulation workflows (2.3), and a visualization tool for shapes (2.4).

### 2.2. Scripting interface

The overall architecture of MCViNE has not changed since its initial release [1], but we added support for users to build and run their simulations more easily. The main addition is a new, simplified python scripting interface. A simulation script 'myinstrument.py' can be as simple as:

---

```
import mcvinet, mcvinet.components
src = mcvinet.components.sources.Source_simple('source')
monitor = mcvinet.components.monitors.E_monitor('monitor', filename='IE.dat')
instrument = mcvinet.instrument()
instrument.append(src, position=(0,0,0))
instrument.append(monitor, position=(0,0,1))
```

---

The script defines an instrument by first creating two components, one neutron source, and one monitor, and adding them to an instrument at designated positions. This demo script will simply obtain an energy spectrum of the neutron source. It is easy to run a quick simulation with this script in python for debugging purpose:

<sup>5</sup> For more details, see <http://mcvinet.github.io/mcvinet/Installation.html#installation>.

---

```
from mcvine import run_script
run_script.run1('./myinstrument.py', 'debug', ncount=10)
```

---

It will simulate only 10 neutron events using a single CPU core.

A full production simulation can be launched from command line:

---

```
python -m "mcvine.run_script" myinstrument.py \
    --workdir production \
    --ncount 100000000 --buffer_size 500000 \
    --mpi_mode server --nodes=10
```

---

or from python

---

```
run_script.run_mpi('myinstrument.py', "production", 1e8,
                  buffer_size=500000, nodes=10)
```

---

Both examples will simulate 1e8 neutron events using 10 CPU cores.

Further, it is now fairly easy to create a numpy-based simulation component. Here is a skeleton of incomplete python code for a simple monitor component:

---

```
from mcni.AbstractComponent import AbstractComponent
import numpy as np

class EventMonitor_4D( AbstractComponent ):

    def __init__(self, name, ...):
        # constructor of the component

    def process(self, neutrons):
        # a component works with a series of neutrons stored in the `neutrons`
        # object, which can be converted into a numpy array that can be
        # easily accessed.
        if not len(neutrons): return
        from mcni.neutron_storage import neutrons_as_npyarr, ndblsperneutron
        arr = neutrons_as_npyarr(neutrons)
        arr.shape = -1, ndblsperneutron
        x = arr[:,0]; y = arr[:,1]; z = arr[:,2]; vx = arr[:,3]; ...
        s1 = arr[:,6]; s2 = arr[:,7]; t0 = arr[:,8]; t = t0.copy(); p = arr[:,9]
        # work with neutron data x,y,z,vx,vy,vz,t
        ...
        return

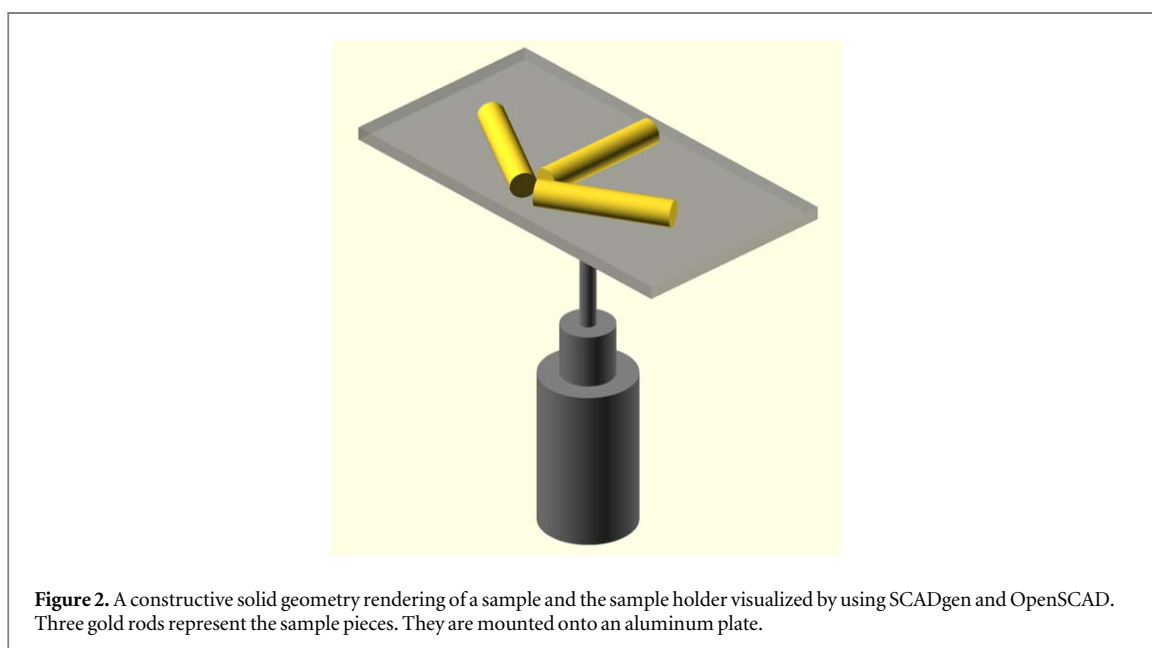
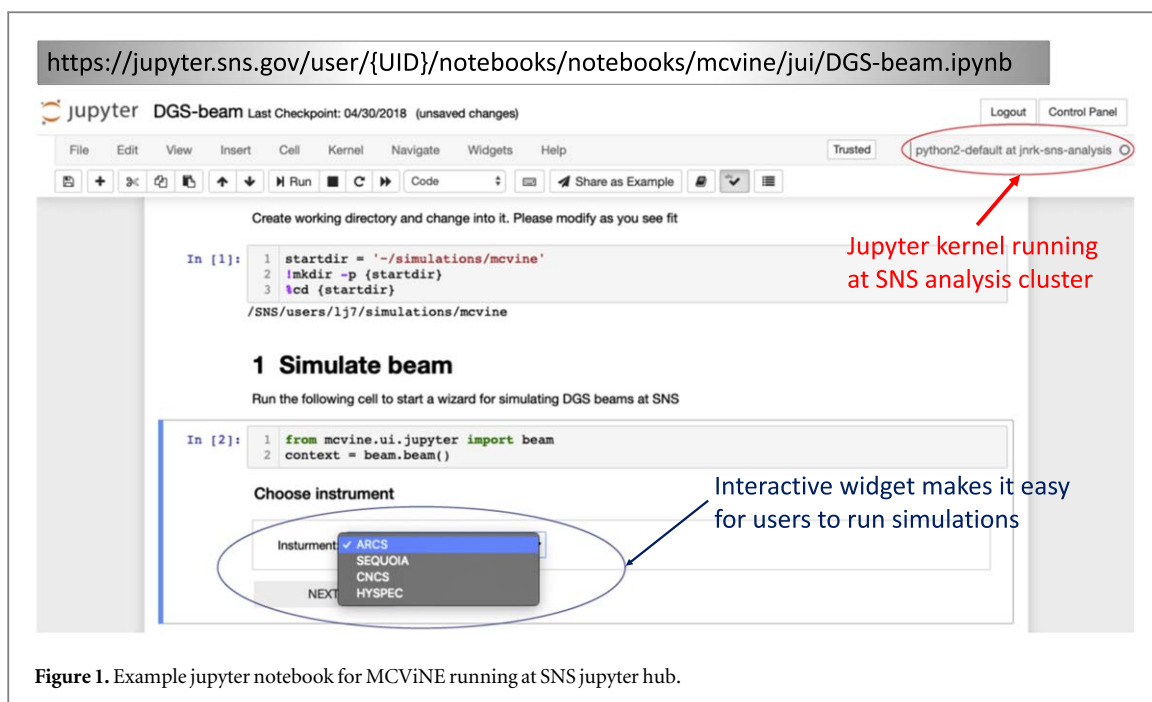
    ... other methods ...
```

---

The key here is that it is easy to access and manipulate neutron data through the numpy interface without the need to program in C or C++, avoiding the hassle of compilation/build/install. One example of using the new python scripting interface and simple numpy-based components is the simulation of the STS QIKR instrument (see section 3.2).

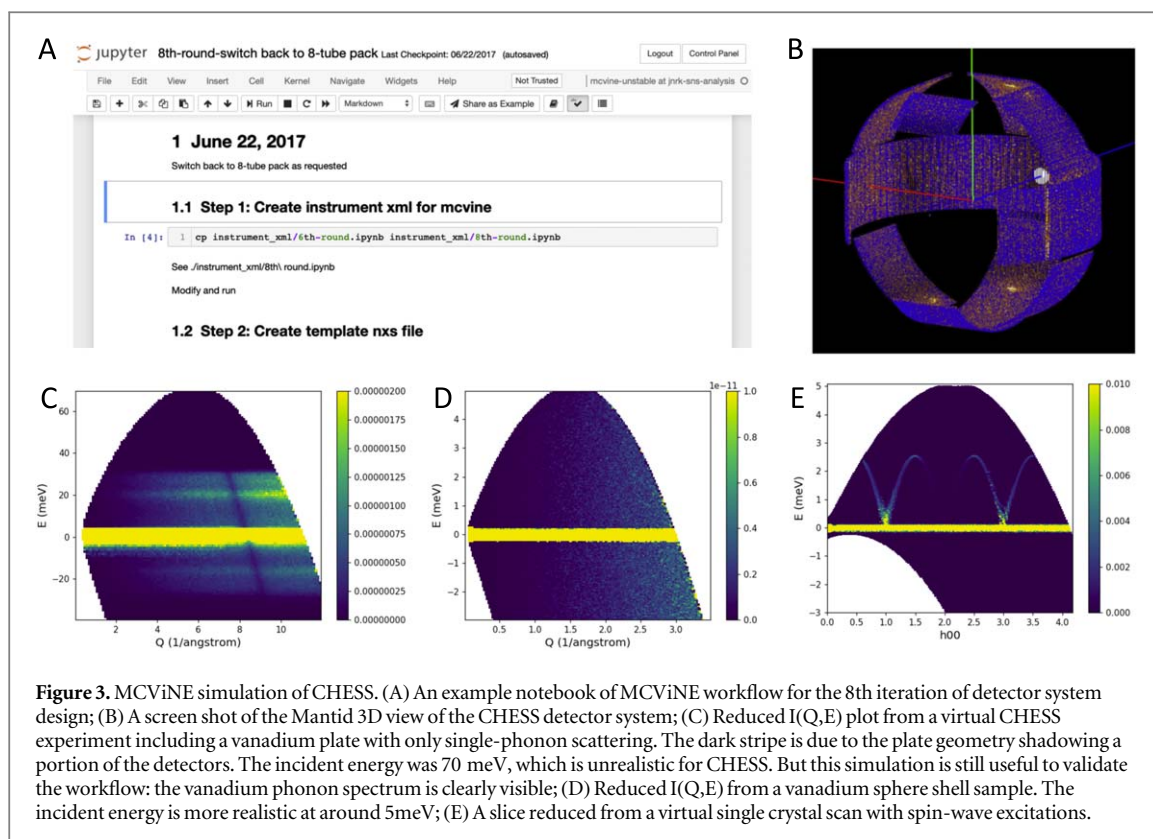
### 2.3. Jupyter notebooks

A Jupyter notebook [14] is a document format that is both readable and executable when presented from a jupyter hosting website. A jupyter notebook integrates in one document (1) executable code (in this case Python), (2) texts, pictures, and formulas for explanation, and (3) plots and tables for computation results, allowing developers to clearly document a computational workflow and users to follow and modify it. Jupyter notebook examples of MCViNE simulations are available at <https://github.com/mcvine/training>. For SNS users and staff, they are accessible through [the SNS jupyter hub server](#) (See figure 1 for an example).



## 2.4. Constructive solid geometry

Geometry of the sample and sample environment can affect the intensities measured at a neutron instrument. For example, the measured intensity in DGS instruments is proportional to the mass of the sample when absorption can be ignored. Users will often need to maximize the amount of sample in the neutron beam in order to maximize the count-rate of the measurement. These bulk samples can often have asymmetric shapes. Samples may also be rotated about the vertical axis to access different portions of reciprocal space. This can result in a scattering intensity that varies as a function of energy transfer and wave-vector transfer due to sample shape anisotropy. MCViNE supports constructive solid geometry (CSG) for specification of the shape of a sample, sample environment, or detector element. A new package [SCADgen](#) was created to handle conversion from MCViNE CSG specification in xml format to [OpenSCAD](#) file format. This tool allows for easy visualization of the CSG shapes for complex samples, and sample environments such as collimators and diamond anvil cells. See [figure 2](#) for an example.



### 3. Example applications

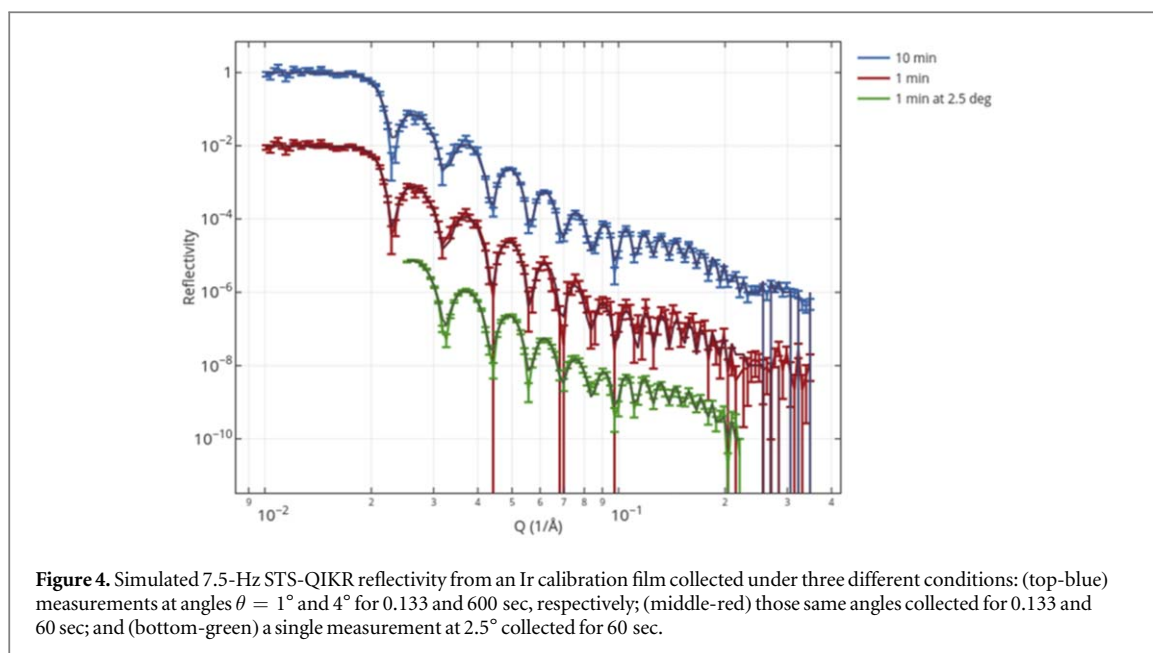
In the following, example applications of MCViNE are presented. We will first introduce MCViNE simulations of two STS instruments: CHES (3.1), a direct-geometry spectrometer, and QIKR (3.2), a reflectometer, showing the versatility of MCViNE's capabilities. Then we will examine resolution calculations (3.3) and sample environment studies (3.4).

#### 3.1. CHES, an STS direct-geometry spectrometer

The CHES instrument [6] is a time-of-flight chopper spectrometer designed for STS. It has a detector system with tremendous solid-angle coverage. In its conceptual design, MCViNE contributed to its performance evaluation. More details of MCViNE simulations of CHES can be found in [6]. The usual CHES simulation workflow includes the following steps: (1) McStas [2] was used to simulate the beam before the sample position; (2) MCViNE [1] was used to simulate the sample scattering and detector interception of the scattered neutrons, and generate NeXus [15] event files; (3) Mantid [13] was used to reduce the simulated NeXus files. An important step in the design of CHES was to optimize its detector positions and arrangements. MCViNE is well suited for this work, since the detector arrangement, detector geometry, and absorption characteristics are accurately modeled: the detector packs in simulation consist of  $^3\text{He}$  tubes at 6 atm pressure; the absorption cross section dependence on neutron energy and absorption position along the neutron trajectory inside the tube are taken into account [1]. When a new design of the detector system is formed, it is first captured as a Mantid IDF xml file, then a conversion script (using `mantid2mcvine`) is run to create a MCViNE xml file for the detector system. The MCViNE xml file is then used in detector simulations, and the Mantid IDF file is used in reduction of the simulated NeXus file. Several iterations of detector configurations were examined to reach the final design. These iterations were captured in jupyter notebooks (see figure 3(A) for an example), and at each iteration the detector system can be visualized using Mantid (figure 3(B)).

During the design phase, it is useful to validate the simulation workflow with simple virtual samples. A vanadium plate is usually the first choice. Figure 3(C) shows a  $S(Q,E)$  spectrum obtained from simulation. The plate was placed perpendicular to the beam, and the dark angle is clearly visible, demonstrating the geometry of the sample and the detector system is as expected. A single-crystal spin-wave sample is routinely run to check the single-crystal simulation workflow, which involves multiple simulations: one for each angle of rotation of the single crystal sample being measured. An example slice along the  $h00$  direction and energy transfer axis is shown in figure 3(E).





### 3.2. QIKR, an STS reflectometer

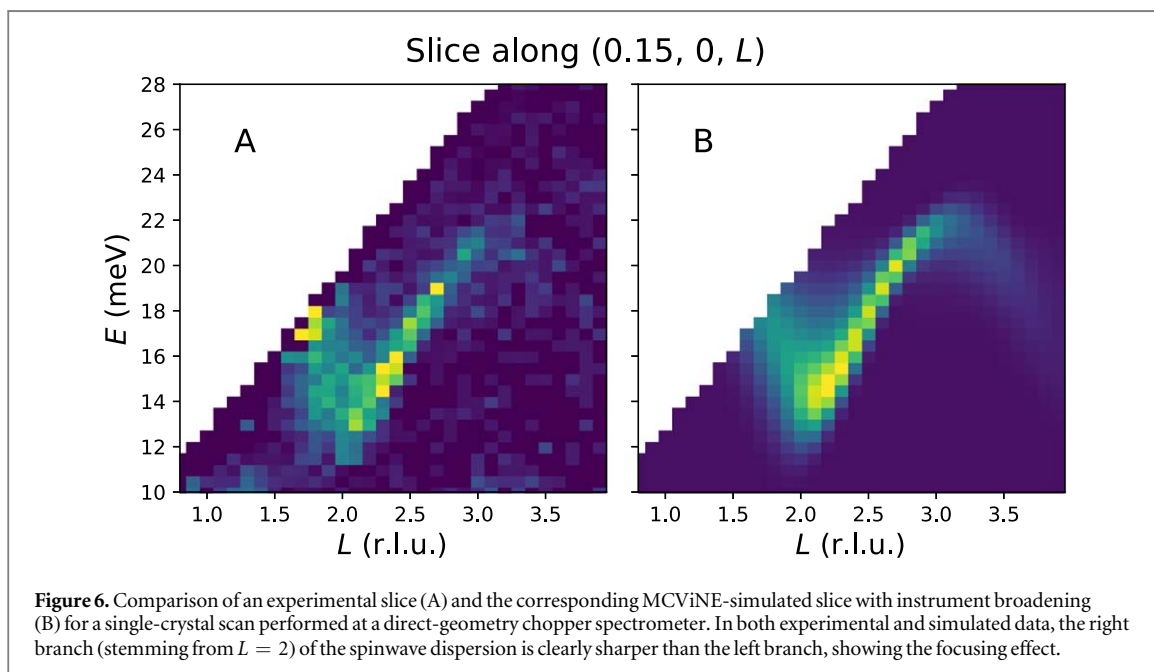
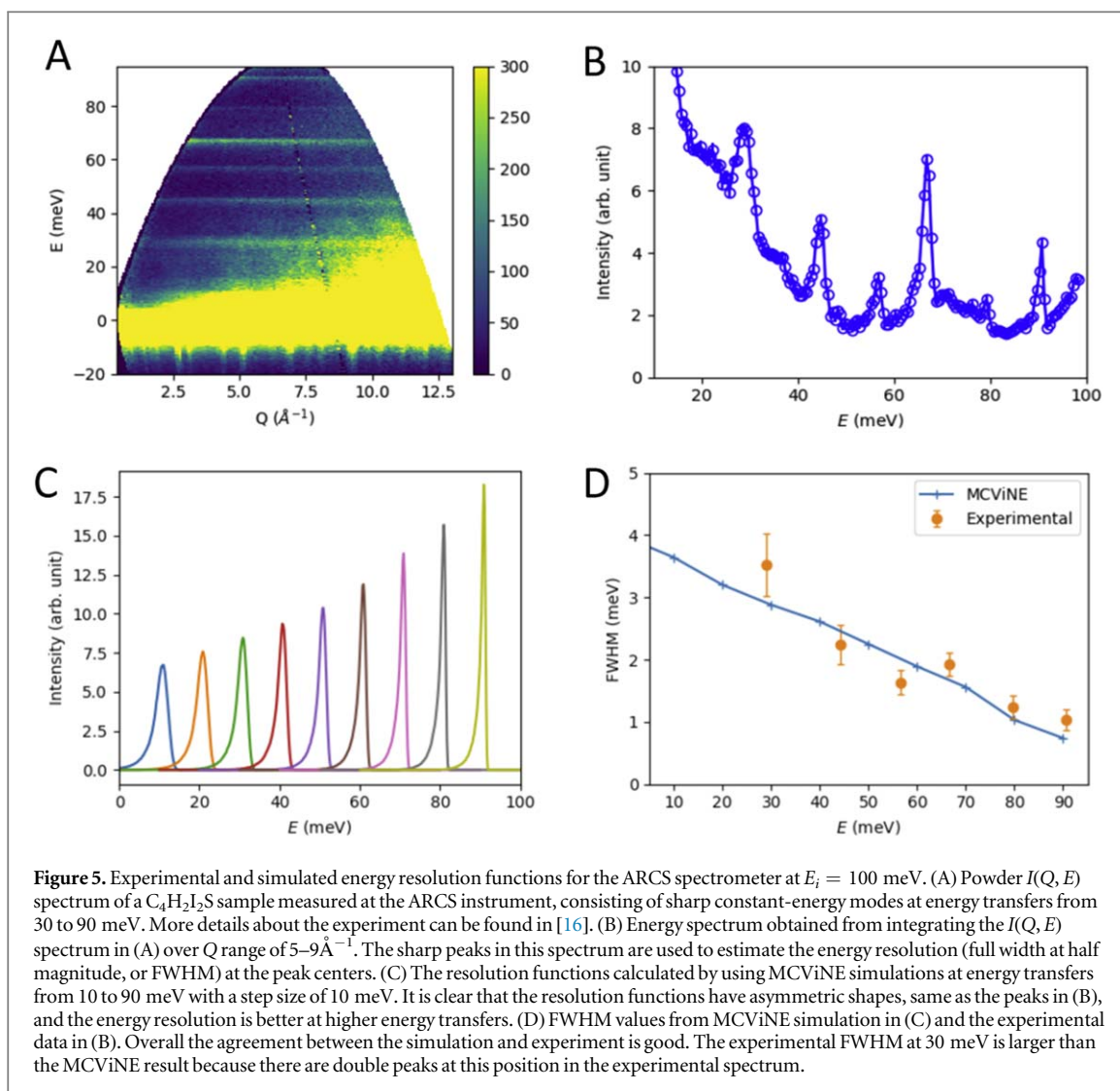
The Quite Intense Kinetics Reflectometer (QIKR) will be a general-purpose, horizontal surface reflectometer at STS. Exploiting the increased peak neutron brilliance of the STS, QIKR will be able to collect specular and off-specular reflectivity data faster than the best such existing machines, including the current SNS First Target Station Liquids Reflectometer. Details of the design work for QIKR will be published elsewhere. A MCViNE simulation script driving McStas components was created to simulate the QIKR beam, starting from the moderator and ending just before the sample position. Simulated beam data were saved for later simulations of sample scattering. MCViNE was then used to simulate the sample scattering and detector interception. The sample component specularly reflects the input neutrons, and the reflected beam is passed to a 2D position-sensitive detector component. The simulations were driven by the simple python interface shown in 2.2, and both the sample and the detector components are numpy-based, Python components explained in 2.2. A python/mantid2mcvine script is then used to generate NeXus event data files from the detector data, which were reduced using current Mantid [13] based reduction software for the FTS reflectometers.

### 3.3. Resolution functions

A clear example of a MCViNE simulation capturing the resolution effects for direct-geometry spectrometers is shown in figure 13 and figure 14 of [1]. There the MCViNE simulation reproduced the focusing effect [17, 18] of instrument broadening for a slice in a single-crystal spinwave dispersion dataset measured at the HYSPEC instrument. In a recent study [8], calibration experiments with a vanadium standard sample were carried out for the ARCS instrument, and the elastic resolution and flux of the ARCS instrument were compared to the PyChop [19] modeling results. It was shown that the PyChop results agreed well with the experimental data for most cases. When the experimental resolution data was not accurate due to overlapping elastic scattering signals and phonon signals, MCViNE simulation results confirmed the PyChop predictions (figure 5 of [8]). A new package, dgsres[20] is being developed to make MCViNE-based calculation of powder and single crystal resolution functions for DGS instruments easier. Figure 5 shows an example comparison and good agreement between MCViNE-simulated instrument-broadening in energy-transfer, and the corresponding experimental results for a powder measurement. Figure 6 shows a typical example comparing experimental and simulated slices along  $Q = [0.15, 0, L]$  and energy transfer for a single crystal sample. This measurement of spin-wave excitations was performed on the SEQUOIA instrument [21] at SNS. Further details on this dataset will be published elsewhere [22].

### 3.4. Sample environments

Sample environments are crucial to achieve a variety of experimental conditions (temperature, pressure, magnetic field, etc.). They can complicate data reduction and analysis, due to the extra background from single and multiple scattering events involving those components. MCViNE is well equipped for studies of effects of sample environments. Its capability of simulating multiple scattering was demonstrated in a study of ARCS and SEQUOIA experiments measuring a uranium nitride sample [5], in which multiple scattering simulation



reproduced well the extra intensities in low  $Q$  region of measured spectra for high order quantum harmonic oscillation excitations. Further studies on uranium carbide (UC) and uranium sulfide (US) show that intensity variation can be captured by MCViNE simulations as the scattering cross section varies with elements (nitrogen/carbon/sulfur) [23]. However some disagreement is seen in the US study where the background scattering is comparable, or larger, than the scattering from sulfur, which has smaller scattering cross section than aluminum, the material of the sample holder. Therefore more investigation into next order effects is needed. MCViNE has assisted in evaluation of a furnace [24] and reproduced the scattering intensities (including multiple-scattering) from the furnace measured at the ARCS instrument, and the effects of the ARCS collimator on the scattering intensities (figure 7 of [24]). It helped design a collimator for the SEQUOIA instrument, by investigating the dependence of the scattering intensity on the sample position, and the dependence of collimator efficiency on the angular spacing between the collimator blades [25].

## 4. Conclusions and future work

MCViNE has been improved in the last four years in software infrastructure and interfaces for users. Applications of the MCViNE package at SNS include assisting design of new instruments at the second target station, design of sample environments and collimators, as well as advanced data analysis [9, 11, 26, 27]. MCViNE is an ongoing project. We intend to continue improving its user interface to make it easier to create specifications for samples and sample environments, making the McStas/MCViNE connection smoother, and developing more applications for MCViNE, especially on advanced data analysis.

## Acknowledgments

The authors thank Jonathan Gaudet, Jon Leiner, Souleymane Diallo, Yuen Yiu and Thomas Huegle for fruitful discussions. This research used resources at the Spallation Neutron Source, a DOE Office of Science User Facility operated by the Oak Ridge National Laboratory. This work was supported by the Department of Energy under contract DE-AC05-00OR22725, and was supported in part by an appointment to the Science Education and Workforce Development Programs at Oak Ridge National Laboratory, administered by ORISE through the U.S. Department of Energy Oak Ridge Institute for Science and Education.

## ORCID iDs

Jiao Y Y Lin  <https://orcid.org/0000-0001-9233-0100>

Mathieu Doucet  <https://orcid.org/0000-0002-5560-6478>

## References

- [1] Lin J Y Y, Smith H L, Granroth G E, Abernathy D L, Lumsden M D, Winn B, Aczel A A, Aivazis M and Fultz B 2016 MCViNE - An object oriented Monte Carlo neutron ray tracing simulation package *Nucl. Instrum. Methods Phys. Res., Sect. A* **810** 86–99
- [2] Lefmann K and Nielsen K 1999 McStas, a general software package for neutron ray-tracing simulations *Neutron News* **10** 20–3
- [3] Zsigmond G, Lieutenant K and Mezei F 2002 Monte Carlo simulations of neutron scattering instruments by VITESS: virtual instrumentation tool for ESS *Neutron News* **13** 11–4
- [4] Lee W-T, Wang X-L, Robertson J L, Klose F and Rehm C 2002 Ideas-a monte carlo simulation package for neutron-scattering instrumentation *Appl. Phys. A* **74** s1502–4
- [5] Lin J Y Y, Aczel A A, Abernathy D L, Nagler S E, Buyers W J L and Granroth G E 2014 Using monte carlo ray tracing simulations to model the quantum harmonic oscillator modes observed in uranium nitride *Phys. Rev. B* **89** 144302
- [6] Sala G, Lin J Y Y, Graves V B and Ehlers G 2018 Conceptual design of CHESS, a new direct-geometry inelastic neutron spectrometer dedicated to studying small samples *J. Appl. Crystallogr.* **51** 282–93
- [7] Abernathy D L, Niedziela J L and Stone M B 2015 Extracting source parameters from beam monitors on a chopper spectrometer *EPJ Web of Conf.* **83** 03001
- [8] Lin J Y Y, Banerjee A, Islam F, Le M D and Abernathy D L 2019 Energy dependence of the flux and elastic resolution for the ARCS neutron spectrometer *Physica B* **562** 26–30
- [9] Diallo S O, Lin J Y Y, Abernathy D L and Azuah R T 2016 Momentum and energy dependent resolution function of the ARCS neutron chopper spectrometer at high momentum transfer: comparing simulation and experiment *Nucl. Instrum. Methods Phys. Res., Sect. A* **835** 34–41
- [10] Prisk T R, Bryan M S, Sokol P E, Granroth G E, Moroni S and Boninsegni M 2017 The momentum distribution of liquid  $^4\text{He}$  *J. Low Temp. Phys.* (<https://doi.org/10.1007/s10909-017-1798-7>)
- [11] Leiner J C *et al* 2019 Frustrated magnetism in mott insulating  $(\text{V}_{1-x}\text{Cr}_x)_2\text{O}_3$  *Phys. Rev. X* **9**
- [12] Islam F *et al* in preparation
- [13] Arnold O *et al* 2014 Mantid data analysis and visualization package for neutron scattering and SR experiments *Nucl. Instrum. Methods Phys. Res., Sect. A* **764** 156–66

- [14] Kluyver T *et al* 2016 Jupyter notebooks—a publishing format for reproducible computational workflows *Positioning and Power in Academic Publishing: Players, Agents and Agendas* ed F Loizides and B Schmidt (IOS Press) pp 87–90
- [15] Könnecke M *et al* 2015 NeXus data format *J. Appl. Crystallogr.* **48** 301–5
- [16] Abernathy D L, Stone M B, Loguillo M J, Lucas M S, Delaire O, Tang X, Lin J Y Y and Fultz B 2012 Design and operation of the wide angular-range chopper spectrometer ARCS at the spallation neutron source *Rev. Sci. Instrum.* **83** 015114
- [17] Shirane G, Shapiro S M and Tranquada J M 2002 *Neutron Scattering with a Triple-Axis Spectrometer: Basic Techniques* (Cambridge: Cambridge University Press)
- [18] Perring T G 1991 High energy magnetic excitations in hexagonal cobalt *PhD Thesis* University of Cambridge
- [19] Bewley R I, Ewings R A, Le M D, Perring T G and Voneshen D J 2018 *PyChop*
- [20] Lin J Y Y 2017 *mcvine/dgsres*: Release 0.1.0 alpha 1
- [21] Granroth G E, Kolesnikov A I, Sherline T E, Clancy J P, Ross K A, Ruff J P C, Gaulin B D and Nagler S E 2010 SEQUOIA: a newly operating chopper spectrometer at the SNS *Journal of Physics: Conf. Series* **251** 012058
- [22] Sala G, Lin J Y Y, Williams T J, Stone M B and May A F *in preparation*
- [23] Yiu Y, Aczel A A, Granroth G E, Abernathy D L, Stone M B, Buyers W J L, Lin J Y Y, Samolyuk G D, Stocks G M and Nagler S E 2016 Light atom quantum oscillations in UC and US *Phys. Rev. B* **93**
- [24] Niedziela J L, Mills R, Loguillo M J, Skorpenske H D, Armitage D, Smith H L, Lin J Y Y, Lucas M S, Stone M B and Abernathy D L 2017 Design and operating characteristic of a vacuum furnace for time-of-flight inelastic neutron scattering measurements *Rev. Sci. Instrum.* **88** 105116
- [25] Stone M B, Sala G and Lin J Y Y 2019 Design of a radial collimator for the sequoia direct geometry chopper spectrometer *Physica B* **564** 17–21
- [26] Mauws C *et al* 2018 Dipolar-octupolar Ising antiferromagnetism in  $\text{Sm}_2\text{Ti}_2\text{O}_7$ : a moment fragmentation candidate *Phys. Rev. B* **98**
- [27] Islam F, Lin J Y Y, Archibald R, Abernathy D L, Al-Qasir I, Campbell A A, Stone M B and Granroth G E Super-resolution energy spectra from neutron direct-geometry spectrometers submitted